



RESPOON, REWEAR, AND RESCARE!

Join us for our Halloween Costume Swap on Friday, October 10 at the Hendricks County 4-H Grounds and Conference Center. During this event, you'll be able to bring in a clean, gently used Halloween costume and exchange it for a new-to-you "spooktacular" costume. The Swap will run from 4 to 8 p.m. If you arrive at 4 p.m., you'll even have a chance to make your own Halloween craft.



Please register by calling 745-9130 or emailing asieferman@hendrickssolidwaste.com. We want to make sure that we have enough craft supplies on hand!

The 3 R's hit the road

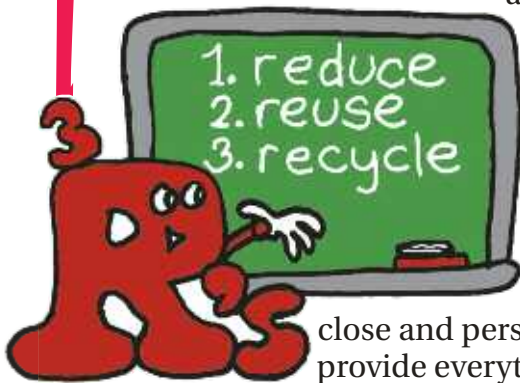
This school year, we would love to visit your classroom. With fun, hands-on activities, you'll learn more about the 3 R's (reducing, reusing, and recycling), as well as eliminating hazardous waste and creating trash-to-treasure crafts. We

also have lessons on turning yard waste into "black gold" (compost) and putting garbage-eating worms to work to make vermicompost. In our vermicompost presentation, we bring along our bin, allowing you to meet our food-scrap-eating worm buddies up

close and personal. Before we leave, we provide everything you'll need to set up a classroom worm bin.

No time for a classroom visitor? We also have a lending library filled with materials for your teacher to use in the classroom, as well as research materials for you and your classmates to use on those big projects.

Have your teacher call 745-9130 or email Amy Sieferman, asieferman@hendrickssolidwaste.com, or Katie Archer, karcher@hendrickssolidwaste.com.



Recycling Pledge



- I pledge to find out what materials I can and cannot recycle in my community.
- I pledge to lead by example in my neighborhood by recycling.
- I pledge to recycle batteries, cell phones, and other electronic waste.
- I pledge to learn more about recycling by visiting www.HendricksSolidWaste.com and www.NRC-recycle.org/AmericaRecycles.aspx.
- I pledge to tell five friends that recycling is the easiest thing they can do to slow global warming.

Name: _____

Address: _____

City, State, ZIP: _____

Phone: _____

School: _____

Teacher: _____


Grade: _____ Age: _____

Mail this entry form to: Hendricks County Solid Waste District, P.O. Box 744, Danville, IN 46122.

We must receive your entry form by October 31, 2008.

Your name and address will be kept confidential. You will not be contacted unless you are a winner of the prize drawing. No purchase necessary. One entry per person.





Paper or plastic? No, thanks!


Reducing your waste is easy—stop accepting the free paper and plastic bags at the store. Once you get home to put away your groceries or other purchases, you are stuck with these bags. The bags are reusable, but a lot of them just go into the trash. Plus, many of the lightweight plastic bags end up on our roadsides or hanging from trees as litter.

Your family probably already has several canvas bags (remember your preschool book bag) that you can reuse. Put some in your mom and dad's cars. Then be the one who remembers to grab the bags on your way into a store.

If your family doesn't have lots of extra canvas bags, you can purchase reusable shopping bags. Some are so small and lightweight that they fold up to fit into a pocket or

purse. Many of these reusable bags will hold as much as two to three plastic or paper bags full of groceries. That also means fewer trips from the car to the house while you are helping unload—and we know you'd like that!

Each year in the U.S., retailers hand out more than 380 billion plastic shopping bags and another 10 billion paper bags. When you and your family say "No, thanks" to plastic and paper bags, you reduce the potential for litter, your family's waste, fuel used to deliver the bags to the store, and much more. Carrying your own reusable bags is an easy way to help our environment, keep our community cleaner, and make your unloading a breeze.



Fall leaf frenzy

As autumn brings us cooler temperatures, the trees display their beautiful, annual show of color. Chances are, once those trees begin dropping their colorful leaves, you are enlisted to help with the cleanup. This is a great time to show your family what you've learned about taking care of our environment. Take charge of the leaves this fall and show your family the many ways to reuse them in your yard:

- ▲ Shred the leaves with a mulching mower (or a mower with the bagger removed) and let them stay on the grass. These shredded leaves will provide a protective winter cover and decompose by spring. If you have a lot of leaves, you'll need to mow often during the weeks with the heaviest leaf-fall.
- ▲ Pick up leaves with your family's bagging mower. The mower will shred the leaves as it picks them up, creating a great mulch. Use the leaf mulch in your gardens or flower beds.
- ▲ Rake or blow the leaves into piles. Carry these leaves to mulch planting beds or add them to your compost pile.
- ▲ Mix fall leaves with over-ripe fruit and vegetables and grass clippings in a compost pile or bin to help the material decompose more quickly.
- ▲ Deliver your leaves to one of the District's three Yard Waste Recycling Centers, which are located in Brownsburg, Danville, and Plainfield. For more information, including materials accepted, hours of operation, and fees, call 745-9130 or visit www.hendrickssolidwaste.com/yard_waste_site_details.html.



Remember—don't burn your fall leaves! Leaf burning releases many pollutants into the air. Smoke from just 5 pounds of burning leaves creates a full pound of pollution. Leaf burning can create health hazards for children, the elderly, and people with breathing difficulties. Burning can also put nearby properties at risk.

Tox-Away Day

Saturday, October 11

8 a.m. to 1 p.m.

Plainfield Middle School (old high school)

Properly dispose of your Household Hazardous Wastes (HHW), "sharps," tires, appliances, and electronics!

For information, visit www.HendricksSolidWaste.com.



Funded by the Hendricks County Solid Waste Management District